Appendix One

Wheelchair Fencing Sport Classes for Athletes with Physical Impairment

This appendix is intended to outline the process by which an athlete will be classified and allocated to which ever wheelchair Fencing Sport Class they are eligible.

This appendix is divided into three sections:

1. Eligible Impairment Types
2. Minimum Impairment Criteria
3. Methods of assessment
4. Sports Classes

1.Eligible and Non-Eligible Impairment Types for the sport of Wheelchair Fencing

1.1 Eligible Impairment Types

Eligible Impairment	**Examples of Health conditions**	***Relevant ICF Impairment code**
Impaired Muscle Power Athletes with Impaired Muscle Power have a Health Condition that either reduces or eliminates their ability to voluntarily contract their muscles in order to move or to generate force	Examples of an Underlying Health Condition that can lead to Impaired Muscle Power include spinal cord injury (complete or incomplete, tetra-or paraplegia or paraparesis), muscular dystrophy, post-polio syndrome and spina bifida.	B730
Limb Deficiency Athletes with Limb Deficiency have total or partial absence of bones or joints as a consequence of trauma.	Examples of an Underlying Health Condition that can lead to Limb Deficiency include: traumatic amputation, illness (for example amputation due to bone cancer) or congenital limb deficiency (for example dysmelia).	S740 S750
Hypertonia Athletes with hypertonia have an increase in muscle tension and a reduced ability of a muscle to stretch caused by damage to the central nervous system.	Examples of an Underlying Health Condition that can lead to Hypertonia include cerebral palsy, traumatic brain injury and stroke.	B735

Ataxia Athletes with Ataxia have uncoordinated movements caused by damage to the central nervous system.	Examples of an Underlying Health Condition that can lead to Ataxia include: cerebral palsy, traumatic brain injury, stroke and multiple sclerosis.	B760
Athetosis Athletes with Athetosis have continual slow involuntary movements.	Examples of an Underlying Health Condition that can lead to Athetosis include cerebral palsy, traumatic brain injury and stroke.	B7650
Impaired Passive Range of Movement Athletes with Impaired Passive Range of Movement have a restriction or a lack of passive movement in one or more joints.	Examples of an Underlying Health Condition that can lead to Impaired Passive Range of Movement include athrogryposis and contracture resulting from chronic joint immobilisation or trauma affecting a joint.	B7100-7102

*For further information on ICF codes, including how to obtain a copy of the ICF, visit the website at http://www.who.int/classifications/icf/en/.

1.2 Non-Eligible Impairments

The following Impairment types are examples of non-eligible Impairments for the sport of Wheelchair Fencing:

- Mental functions (v140-189), including impairments of psychomotor control (b1470), quality of psychomotor functions (b1471), visuospatial perception (b1565), higher-level cognitive functions required for organization and planning movement (b1641); mental functions required for sequencing and coordinating complex, purposeful movements (b176)
- Hearing functions (b230-249)
- Pain (b280-0289)
- Joint instability (b715), including unstable shoulder joint and joint dislocation
- Muscle endurance functions (b740)
- Motor reflex functions (b750)
- involuntary movement reaction functions (b755)
- Tics and mannerism (b7652)
- Stereotypes and motor perseveration (b7653)
- Cardiovascular functions (b410-429)
- Respiratory functions (b440-449)
- Functions related to metabolism and the endocrine system (b540-559)
- Short Stature (s730.343, s750.343, s760.349)
- Visual impairment (b201)

(ICF Codes)

1.3 Athletes, who are affected by an Eligible Impairment in combination with any of the non-eligible impairments listed in Article 1.2 of this Appendix, will be assessed against the extent of Activity Limitation resulting from the Eligible Impairment only.

1.4 The Eligible Impairment is identified by means of the Medical Diagnostics Form and attached medical documentation that must be made available to the Classification Panel before Athlete Evaluation begins

2. Minimum Impairment Criteria

In order to be eligible to compete in Wheelchair Fencing, the Athlete's Eligible Impairment as defined in Article 1.1 of this Appendix must meet one of the Minimum Impairment Criteria described below. The minimum Impairment criteria (MIC) must be demonstrated by the athlete either prior to or as part of the Athlete Assessment.

2.1 Limb Deficiency (s720-750)

Amputation through the ankle (Syme's amputation), or

Dysmelia resulting in the absence of a full ankle joint.

2.2 Impaired Muscle Power (b730)

Decrease in muscle strength of at least 20 points in one lower limb, or

A decrease of at least 25 points in both lower limbs cross ankle plantar- and dorsiflexion, inversion and eversion, knee flexion and extension, hip flexion and extension and hip adduction and abduction.

(max. 100 points in both lower limbs)

2.3 Impaired passive range of movement (b7100-7102)

Complete ankylosis in one ankle joint, or

Impaired range of movement that results in a functional deficit in the lower limbs comparable to the loss of muscle strength described in 2.2.

Decrease in the ROM of at least 20 points in one lower limb or

At least 25 points in both lower limbs cross ankle plantar- and dorsiflexion, inversion and eversion, knee flexion and extension, hip flexion and extension and hip adduction and abduction.

(max. 100 points in both lower limbs)

2.4 Hypertonia

Hypertonia is defined as increased muscle tone which is caused by central nervous system impairment and which can result in increased rigidity in muscle and increased resistance to passive lengthening of the muscle.

For athletes affected by spasticity, dystonia or rigidity the modified Ashworth Scale can be used, or points are awarded for each controlled action from the Range of Motion Dysfunction Score Chart.

Athletes with Hypertonia must demonstrate grade 1 or 1+ on the Modified Ashworth Scale or 4 points on the ROM dysfunction Score, and must show a functional deficit in the lower limbs restricting joint movement.

2.5 Ataxia

Ataxia is a term for a group of disorders that affect co-ordination, balance and speech.

Eligible Ataxias must result from motor nervous system dysfunction. Ataxia symptoms may develop as the result of trauma, a stoke, multiple sclerosis, a brain tumour, nutritional deficiencies or other problems that damage the brain or nervous system.

For athletes affected by ataxia, where balance, walking and coordination are affected, the ataxic movement must be clearly evident to the classification panel during the assessment. Tests that may be useful for determining this include but are not limited to:

- Finger to nose test (athlete touches classifiers finger held in front of them to own nose.)
- Alternate hand fist clenching (athletes arm outstretched in front)
- Roll of forearms around each other (arms in 90-degree elbow flexion and in rotation)
- Sitting, hands touching shoulder from knee.
- Heel shin test (draw the heel of one leg along the length of the opposite shin)
- Have a look at the walk and gait of the athlete.

Alternating movements of the pair of muscles/joints should be performed at a steady pace, and at an increasing pace. Fast movements should be used if the impairment of coordination is not obvious on moderate movements.

2.6 Athetosis

Athetosis is a symptom characterised by unwanted posturing and slow, involuntary, convoluted writhing movements of the fingers, hands, feet and in some cases arms, legs and neck. It is caused by damage to the motor control of centres of the brain. When evaluating an athlete, classifiers must satisfy itself that athetosis is clearly evident and at least one of the following should be observed:

- involuntary movement of the toes or lower extremities despite the athlete trying to remain still.
- Involuntary movement of the upper extremities that affects balance and walking.
- Inability to hold the body still – swaying of the body.
- Characteristic athetoid posturing of the limbs and/or trunk.

The athlete will not be eligible if the athetoid movements of the face are the sole impairment.

3. Methods of Assessment

Wheelchair Fencing Classification is based upon a combination of physical and technical assessment. Muscle power, range of motion and co-ordination will all be assessed including the trunk stability and muscle power in the fencing arm.

The following methods of assessment will be used during the Athlete technical and physical assessment.

3.1 Manual Muscle testing is conducted following Kendall, F.P., McCreary, E.K., Provance, P.G., McIntyre Rodgers, M., & Romani, W.A. (2005). Muscles: Testing and function with posture and pain. Baltimore, MD: Lippincott Williams & Wilkins.

3.2 The neurological and functional assessment of athletes with loss of muscle power will be conducted in accordance with the ASIA Classification and will be taken into consideration when provided by a medical practitioner. (Maynard (1997): International Standards for Neurological and Functional Classification of Spinal Cord Injury).

3.3 Coordination-related impairments are evaluated by means of the Modified Ashworth Scale as defined in Bohannon, R. and Smith, M. (1987). "Interrater reliability of a modified Ashworth scale of muscle spasticity." Physical Therapy 67(2): 206.

For range of motion dysfunction; co-ordination is the principal parameter to evaluate cerebral palsy and other neurological conditions. For athletes affected by spasticity, dystonia or athetosis, points are awarded for each controlled action. This is used in conjunction with the Modified Ashworth Scale, when appropriate.

3.4 Limitations in active and passive range of movement are assessed from anatomical reference points as identified in Berryman Reese, N., & Bandy, W.D. (2002). Joint Range of Motion and Muscle Length Testing. W.B. Saunders Company.

The range of motion in the case of injury being of orthopaedic origin, and may have problems of ankylosis of latent pathology in a reduction of range of movement, the point score (from 0 to 5)

3.5 Loss of limb is assessed by means of measurement of the anatomical reference points as identified in Berryman Reese, N., & Bandy, W.D. (2002). Joint Range of Motion and Muscle Length Testing. W.B. Saunders Company.

3.6 Muscle power and range of movement are assessed over the functional range for the sport of Wheelchair Fencing as described in Table 1 below.

The muscle power will be assessed according to the point score based upon the Daniels and Worthingham (D & W) scale published in 2002.

3.7 The assessment of trunk stability for the purpose of identifying the level of balance and recovery is performed using the bench test and wheelchair functional tests in Table 2 below.

3.8 The Classifiers may ask the Athlete to undergo a Technical Assessment. During the Technical Assessment the Athlete will be asked to perform or simulate one or more functional fencing moves, which includes but is not limited to: en guarde positioning, lunge, recovery and backward lean. Such assessment should typically take place during official training and may be confirmed by the observation in competition.

3.1 Assessments Regarding the use of Adaptive Equipment:

3.1.1 Besides allocating a Sport Class, the Classification Panel must also determine if, and to what extent, the Athlete may use any adaptive equipment in competition.

3.1.2 The Athlete may only use adaptive equipment, i.e. strapping or individualised weapon handles for grip in those with impaired hand/arm function, if permitted by the Classification Panel and indicated on the Classification card. In case the Athlete would like to use further adaptive equipment, and the Athlete has a Sport Class Status Confirmed or Review with Fixed Review Date, he or she shall request for a re-assessment pursuant to the Medical Review procedures defined in these Rules.

3.2 Assessment of the Muscle Power in the Fencing Arm

3.2.1 Besides identifying the Sport Class, the Classification Panel will also assess muscle power in the fencing arm for athletes in Sport Class 1 for the purpose of identifying if the Athlete may use an adapted weapon grip or strapping to hold the weapon in place.

3.2.2 The assessment of muscle power in the fencing arm includes:

- Assessment of Pronation/supination in the forearm
- Assessment of wrist flexion/extension
- Assessment of finger flexion
- Assessment of thumb and finger opposition

3.3 Observation in Competition

If a Classification Panel requires an athlete to complete observation in competition this will take place during the first appearance, unless this is part of a Review.

All members of the Classification panel will observe the athlete, during any part of the competition or competitive fencing. This is to confirm when necessary, the activities demonstrated during the physical and technical assessment involving the Wheelchair fencing tests, co-ordination, range of motion and demonstrated muscle strength.

During competitive fencing the classifiers will observe the repeated sports specific activities such as luging and recovery, at varying speeds and direction. Fine coordination skills with the weapon and reactions including range of motion used will be observed.

3.3.1 **Observation Assessment**

Athletes will be observed during competitive fencing and may also be observed during training. The Athletes will be observed by the classification Panel during the preliminary rounds of the competition and will have sport specific and functional activities assessed.

Classifiers will observe the activities of the lunge, recovery, range of motion of the trunk, accuracy and coordination. They will observe speeds, direction, duration and reaction times in order to evaluate the functionality of the athlete. The Assessment will be marked on a separate Observation Card and each item scored from 0-3. This will be compared to the bench test and functional assessments made during the physical assessment. The final classification status will be given depending on the results of these two assessments.

The final results of the assessments will be recorded on the Athlete's Classification Card.

3.4

Table 1 Wheelchair Fencing Bench Tests - Upper and Lower Limbs							
	JOINT	MOVEMENT	FULL R.O.M	Muscle Test		ROM Dysfunction	
				Right	Left	Right	Left
Upper Limbs							
FENCING ARM	Shoulder	Flexion	170				
		Extension	40				
		Abduction	180				
		Adduction	40				
		Ext. rotation	70				
		Int. rotation	70				
	Elbow	Flexion	150				
		Extension	10				
		Pronation	90				
		Supination	90				
	Wrist	Flexion	50				
		Extension	60				
		Ulnar flexion	40				
		Radial flexion	30				
	Fingers	Flexion	90				
		Adduction					
NON FENCING ARM	Shoulder	Adduction	40				
	Elbow	Flexion	150				
	Fingers	Flexion	90				
Lower Limbs							
LOWER LIMB	Hip	Flexion	90				
		Extension	10				
		Abduction	40				
		Adduction	30				
	Knee	Extension	5				
		Flexion	90				
	Ankle	Plantar Flexion	50				
		Dorsiflexion	30				
		Eversion/Pronation	30				
		Inversion/supination	50				

3.5

Table 2

Wheelchair Fencing Bench Tests Trunk and Functional Tests

TRUNK	BENCH TEST (0-5)	Flexion upper	
		Flexion lower	
		Extension upper	
		Extension lower	
		Lateral flexion	
	TOTAL	**OF 25**	
	WHEELCHAIR FUNCTIONAL TEST (0-3)	1.Upper Extension	
		2. Side balance	
		3. Lumber extension	
		4. Side balance with weapon	
		5. 45° rotated extension	
		6. Hold 45° inclination	
	TOTAL	**OF 18**	
	TOTAL TRUNK	**OF 43**	

3.6 **Point Scoring for Wheelchair Fencing Bench Tests**

Muscle power:

0 point: zero- none of the available ROM gravity eliminated and there is no palpable or observable muscle contraction.

1 point: trace – none of the available ROM gravity eliminated and there is a palpable or observable flicker of muscle contraction

2 points: poor – the full available ROM gravity eliminated

3 points: fair – the full available ROM against gravity

4 points: good- the full available ROM against moderate resistance

5 points: normal – the full available ROM against gravity against maximal resistance.

Range of Motion Dysfunction

Co-ordination is the principal parameter to evaluate cerebral palsy and other neurological conditions.

For athletes affected by spasticity, dystonia or athetosis, points are awarded for each controlled action as follows:

1 point: non-functional movement, motory co-ordination is minimal or non-existent. (or Modified Ashworth score = 4)

2 points: sequence of movement can only happen very slowly and with difficulty. If effected with rapid repetition, it will not exceed 25% of the normal range of movement. (or modified Ashworth Score = 3)

3 points: as above, up to 50% of full range of movement. (or Modified Ashworth Score = 2)

4 points: slight un co-ordination of movements and / or not more than 75% of normal range of movement. (or Modified Ashworth Scale = 1or 1+)

5 points: normal motory co-ordination. (or modified Ashworth Scale = 0)

Used in conjunction with the Modified Ashworth Scale, below, when appropriate.

Modified Ashworth Scale – for Spasticity

The Modified Ashworth Scale (MAS) measures resistance during passive soft tissue stretching. MAS is performed in the supine position. The MAS is performed while moving the limb at "the speed of gravity"; this is defined as the same speed at which a non-spastic limb would drop naturally.

Scoring

0 = Normal tone, no increase in tone
1 = Slight increase in muscle tone, manifested by a catch and release or minimal resistance at the end of the range of motion (ROM) when the affected part(s) is moved in flexion or extension.
1+ = Slight increase in muscle tone, manifested by a catch, followed by minimal resistance throughout the remainder (less than half) of the ROM
2 = More marked increase in muscle tone through most of the ROM, but affected part(s) easily moved
3 = Considerable increase in muscle tone, passive movement difficult
4 = Affected part(s) rigid in flexion or extension

The range of motion in the case of injury being of orthopaedic origin, and may have problems of ankylosis of latent pathology in a reduction of range of movement, the point score (from 0 to 5) is expressed as follows;

0 point: no range of movement

1 points: minimal range of movement

2 points: 1/4 of normal range of movement

3 points: 1/2 of normal range of movement

4 points: 3/4 of normal range of movement

5 points: normal range of movement

3.7 **Point Score for Wheelchair Functional Tests**

Functional tests, to be performed in the wheelchair, consist of an evaluation of the extension and lateral inclination ability of the chest in different positions, with or without the use of a weapon. The tested movements repeat specific technical moves, e.g. lunge, i.e. a sudden and improvised lateral inclination of the trunk with the weapon in the hand, with simultaneous extension of the elbow, or as many fast return movements of the chest into its original position (or inclination from the opposite side) as for a "point of measurement" (in order to avoid hits by the opponent). A point score as follows is attributed during the tests:

0 Point: no function, movement cannot be put into effect

1 Point: very weak execution, minimum movement; the fencer can begin but not complete the movements.

2 Points: weak execution, fair movement; can complete the movement with difficulty.

3 Points: normal execution.

Wheelchair Function Tests

Test N° 1: Upper Extension

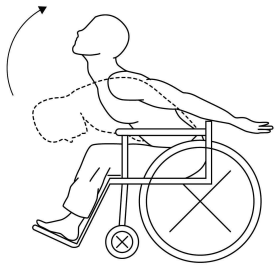	Consists of an evaluation of the extension of dorsal musculature: the subject, seated in the wheelchair, from a forward position of the trunk, tries to return to an upright position, contracting the dorsal muscles and maintaining the upper limbs retroflexed.

Test N° 2: Side Balance

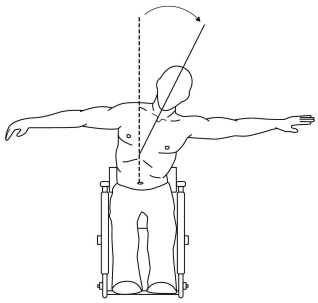	Is an evaluation of lateral balance with abducted upper limbs: the athlete has to move his own centre of gravity laterally to the right and left to the point where he would lose balance, thereby the lateral muscle function of the trunk and of the oblique abdominal can be evaluated as well as the lumbar muscle.

Test N° 3: Lumbar Extension

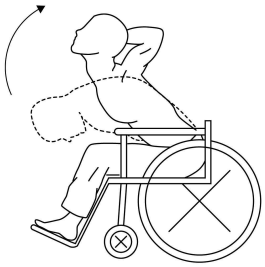	(Similar to test no 1) Evaluates the extension of the trunk, but more specifically the lumbar muscles. The exercise is executed with the hands on the back of the neck, thus excluding both the inertial component of upper limb movement (violently retroflexive in test no 1) and the aid of the upper dorsal muscles of the trunk.

Test N° 4: Side Balance with Weapon

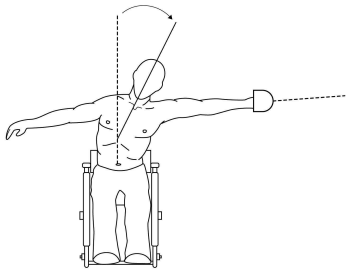	Similar to test no 2, but presents more difficulties, since it must be executed holding the weapon, the weight of which significantly reduces the possibility of lateral inclination of the trunk without losing balance. The execution of tests No 2 and 4 will be performed firstly with the limb on the opposite side (on the side towards which the athlete does not move), not holding either the wheelchair, nor the hand rim, nor the arm rest in order not to discredit the validity of the exercise. And secondly with the opposing limb holding onto the wheelchair, arm rest or rim. The athlete will be requested to hit a target during this test.

Test N° 5: 45degree Rotated Extension

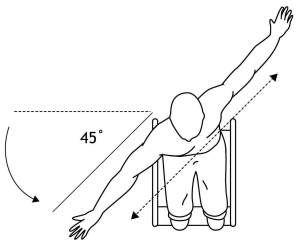	Evaluates a trunk movement directed half the way between test 1 / 3 and 2 / 4 ; the exercise is executed holding; firstly without holding onto the chair, arm rest or rim, and Secondly with the opposing limb holding the wheelchair, arm rest or rim. Fencers of class 2 normally cannot lean forward in this direction without helping themselves pushing the fencing arm against their leg.

Test N°6: 45 Degree Hold

	Similar to test no 1; evaluates the extension of the trunk, lumbar and dorsal muscles, the exercise is executed holding the position leaning forward at 45°

4. Sport Class and the Designation of Sport Class Status

Athletes, who are eligible to compete and have the minimum Impairment criteria are allocated a Sports Class. The Sport Class is allocated following the full athlete assessment taking into consideration the point scores for the range of movement, muscle power/strength and coordination testing, and the Wheelchair Function tests, and by confirmation by athlete observation during fencing in competition and training.

Athletes, who meet the Minimum Disability Criteria defined in Article 2 of this Appendix, will be allocated one of the below four Sport Classes:

Athletes, who are eligible to compete, are classified into the following Sport Classes.

4.1 **Class 1A**
Athletes with no sitting balance who have a handicapped playing arm. No efficient elbow extension against gravity and no residual function of the hand which makes it necessary to fix the weapon with a bandage. Such a class is comparable to the old ISMGF 1A, or tetraplegics with spinal lesions level C5/C6.

Functional Test Score:

Test 1 and 2 combined total = less than 2 points

Test3, 4, 5 and 6 combined total = maximum 1 point

Trunk and lower limb bench tests = 0

No efficient elbow extension ROM = 1or 2

Finger and wrist Muscle strength = 0

Confirmation of Class is made by Observational Assessment during the competition and training.

4.2 **Class 1B**
Athletes without sitting balance and affected fencing arm. Functional elbow extension but no functional finger flexion. The weapon has to be fixed with a bandage. Comparable to complete tetraplegics level C7/C8 or higher incomplete lesion.

Functional Test Score:

Test 1 and 2 combined total = less than 4

Test 3, 4, 5 and 6 combined total = maximum of 4 points

Trunk and lower limb Bench Tests = 0

Fencing arm extension and Muscle strength = 4 to 5

Finger functional flexion = 0

Weapon has to be fixed to the hand.

Confirmation of Class is made by Observational Assessment during the competition and training.

4.3 **Class 2**
Athletes with fair sitting balance and normal fencing arm. e.g. paraplegic type T1 - T9 or incomplete tetraplegics with minimally affected fencing arm and good sitting balance.

Functional Test Scores:

Test 1 and 2 total = not more than 4 points

Test 3, 4, 5 and 5 combined total = maximum of 6 points

Trunk and lower limb Bench tests = below 3, not against gravity

Fencing Arm ROM = 4 or 5

Fencing arm muscle strength = minimum 4 or 5

Modified Ashworth Scale = 1+ /2 or above for the fencing arm. (for neurological conditions)

Confirmation of Class is made by Observational Assessment during the competition and training.

4.4 **Class 3**

Athletes with good Sitting balance, without support of legs and normal fencing arm, e.g. paraplegics from T10 to L2

Functional Test Scores:

Test 1 = 3

Test 2 = 3 (or a minimum of 5 points for test 1 and 2 combined.)

Test 3, 4 and 5, total = a minimum of 6 points

Test 6 = 3

Bench Tests:

Muscle power tests = 4 or 5

Fencing arm Muscle strength =4 to 5

Fencing arm ROM = 5

Lower limb muscle strength test to show a reduction of a maximum 20 points.

Trunk bench test, against gravity = 4 or 5

Subjects with double above the knee amputation with short stumps, or incomplete lesions above T10 or comparable disabilities can be included in this class, provided that the legs can help in maintaining the sitting balance.

Confirmation of Class is made by Observational Assessment during the competition and training.

4.5 **Class 4**

Athletes with good sitting balance with the support of lower limbs and normal fencing arm, e.g. with lesion below L4 or comparable disability.

Functional tests scores:

Test 1 = 3 point

Test 2 = 3, point

Teat 3, 4 and 5 having a minimum of 8 points. (Test 4 and 5 must be holding a weapon)

Bench test scores:

Trunk = 5

Hip Adduction = 4 or 5

Plantar Flexion = 4 or 5

Fencing arm scores = 5

Modified Ashworth Scale = 0

All coordination Test scores = 5

Confirmation of Class is made by Observational Assessment during the competition and training.

CATEGORIES

Currently at official IWF competitions, the Sport Classes are combined into the following three categories for each event:

- Category A: Sport Classes 3 and 4.
- Category B: Sport Class 2
- Category C: Sport Classes 1A and 1B

Appendix TWO

1 Non-Eligible Impairment Types for all Athletes

Examples of Non-Eligible Impairments include, but are not limited to the following:

- Pain;
- Hearing impairment;
- Low muscle tone;
- Hypermobility of joints;
- Joint instability, such as unstable shoulder joint, recurrent dislocation of a joint;
- Impaired muscle endurance;
- Impaired motor reflex functions;
- Impaired cardiovascular functions;
- Impaired respiratory functions;
- Impairment metabolic functions; and
- Tics and mannerisms, stereotypes and motor perseveration.

2 Health Conditions that are not Underlying Health Conditions for all Athletes

A number of Health Conditions do not lead to an Eligible Impairment and are not Underlying Health Conditions. An Athlete who has a Health Condition (including, but not limited to, one of the Health Conditions listed in the above, but who does not have an Underlying Health Condition will not be eligible to compete in IWAS Wheelchair Fencing.

Health Conditions that primarily cause pain; primarily cause fatigue; primarily cause joint hypermobility or hypotonia; or are primarily psychological or psychosomatic in nature do *not* lead to an Eligible Impairment.

Examples of Health Conditions that primarily cause pain include myofacial *pain*-dysfunction syndrome, fibromyalgia or complex regional pain syndrome.

An example of a Health Condition that primarily causes fatigue is chronic fatigue syndrome.

An example of a Health Condition that primarily causes hypermobility or hypotonia is Ehlers-Danlos syndrome.

Examples of Health Conditions that are primarily psychological or psychosomatic in nature include conversion disorders or post-traumatic stress disorder.